

# Community support and commitment to culture

## CONTRIBUTION TO THE COMMUNITY

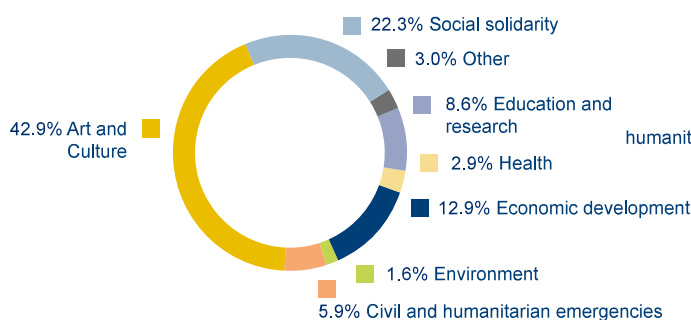
Contribution to the community by type [K euro]	2021			2022			2023		
	Italy	Abroad	Group	Italy	Abroad	Group	Italy	Abroad	Group
Monetary contribution to the community	77,974	2,455	80,429	94,097	2,491	96,588	97,903	3,246	101,148
Goods and services donated to the community	0	5	5	0	4	4	0	1	1
Time contributions	11	22	34	30	71	101	89	70	160
Operating costs	5,862	508	6,370	6,206	512	6,718	6,710	423	7,133
<b>Overall contribution to the community</b>	<b>83,848</b>	<b>2,990</b>	<b>86,837</b>	<b>100,333</b>	<b>3,078</b>	<b>103,411</b>	<b>104,702</b>	<b>3,740</b>	<b>108,442</b>

Contribution to the community: geographic distribution [K euro]*	2021	2022	2023
European Union	85,328	102,187	106,454
Other European countries	589	377	1,357
Africa	920	842	612
South America	0	5	19
<b>Total contribution to the community</b>	<b>86,837</b>	<b>103,411</b>	<b>108,442</b>

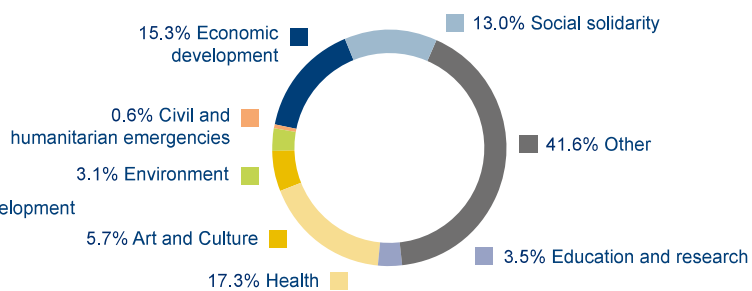
\* Data recorded based on the geographic area of the Group Bank making the contribution.

## Monetary contribution to the community by area of activity in 2023 [%]

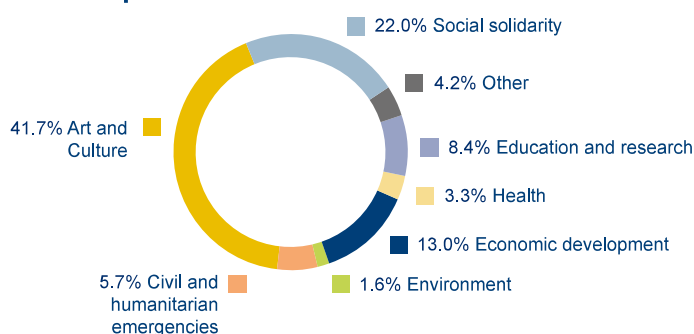
### Italy



### Abroad



### Group



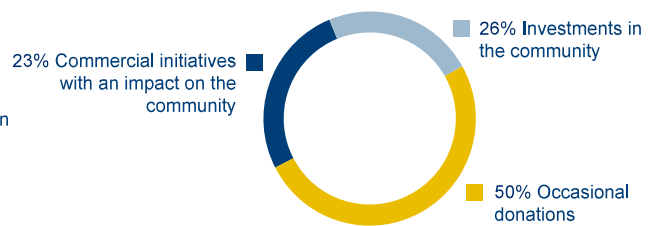
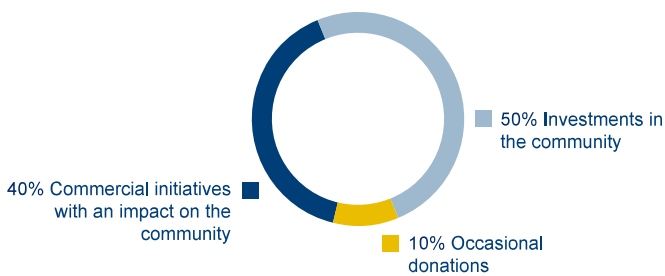
Monetary contribution to the community by area of activity [K euro]	2021			2022			2023		
	Italy	Abroad	Group	Italy	Abroad	Group	Italy	Abroad	Group
Art and Culture	32,036	197	32,232	36,881	200	37,080	42,039	184	42,223
Social solidarity	16,560	420	16,980	14,839	376	15,215	21,857	422	22,278
Health	4,723	726	5,449	3,057	587	3,644	2,793	562	3,355
Education and research	8,058	200	8,258	9,914	222	10,137	8,396	114	8,510
Civil and humanitarian emergencies	443	1	443	10,858	11	10,869	5,769	18	5,787
Economic development	4,284	609	4,894	13,365	507	13,871	12,605	495	13,100
Environment	1,826	93	1,919	877	244	1,120	1,536	100	1,636
Other	10,045	210	10,254	4,306	344	4,651	2,908	1,351	4,259
<b>Total monetary contribution to the community</b>	<b>77,974</b>	<b>2,455</b>	<b>80,429</b>	<b>94,097</b>	<b>2,491</b>	<b>96,588</b>	<b>97,903</b>	<b>3,246</b>	<b>101,148</b>

Monetary contribution to the community by reason [K euro]	2021			2022			2023		
	Italy	Abroad	Group	Italy	Abroad	Group	Italy	Abroad	Group
Occasional donations	7,510	482	7,992	13,434	562	13,996	9,801	1,637	11,439
Investments in the community	34,623	1,004	35,626	41,778	917	42,695	48,914	848	49,762
Commercial initiatives with an impact on the community	35,841	970	36,811	38,885	1,012	39,897	39,187	761	39,947
<b>Total monetary contribution to the community</b>	<b>77,974</b>	<b>2,455</b>	<b>80,429</b>	<b>94,097</b>	<b>2,491</b>	<b>96,588</b>	<b>97,903</b>	<b>3,246</b>	<b>101,148</b>

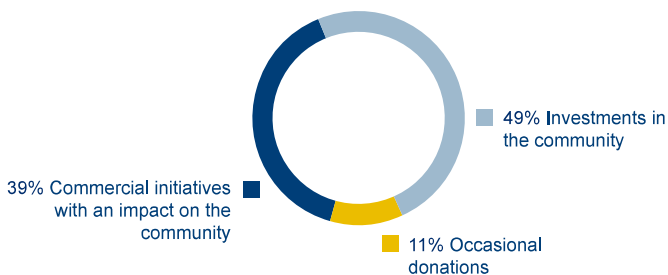
Monetary contribution to the community by reason in 2023 [%]

Italy

Abroad



Group



## CONTRIBUTION TO THE COMMUNITY

Company voluntary work	2021			2022			2023		
	Italy	Abroad	Group	Italy	Abroad	Group	Italy	Abroad	Group
Total monetary contribution of hours of company voluntary work [K euro]	11	22	34	30	71	101	89	70	160
Hours of company voluntary work [No.]	310	1,788	2,098	863	5,707	6,570	2,299	4,476	6,775
Staff involved in company voluntary work [No.]	40	194	234	115	845	960	317	1,163	1,480

## MEDIA RELATIONS

Type [No.]	2021	2022	2023
Press releases	2,070	2,018	1,898
Press conferences	1,247	1,111	1,128
Speeches by managers at public events covered by the press office	641	723	727
News published on the Group website	458	568	540
Twitter posts	1,325	1,442	1,700
<b>Total press office interventions</b>	<b>5,741</b>	<b>5,862</b>	<b>5,993</b>

## Responsible supply chain management

Total gross revenue	2021	2022	2023
Total Group gross revenue [K euro]	2,899,000	2,912,000	3,002,000

Suppliers - Supplier Gate*	2021	2022	2023
Suppliers [No.]	10,058	9,770	10,641
of which:			
Italy [No.]	5,999	5,234	5,638
Europe (excluding Italy) [No.]	3,834	4,265	4,672
Rest of the world [No.]	225	271	331
Share of orders from Europe to (Breakdown by supplier registered office)			
Europe [%]	98	98	97
Rest of the world [%]	2	2	3

\* The figures refer exclusively to suppliers whose registration with the Intesa Sanpaolo Group's Supplier Gate is ongoing or has been completed.