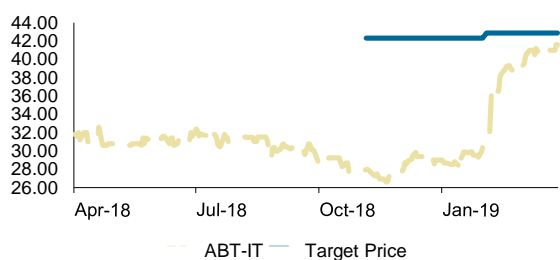


**Abitare In**

Target price and market price trend (-1Y)

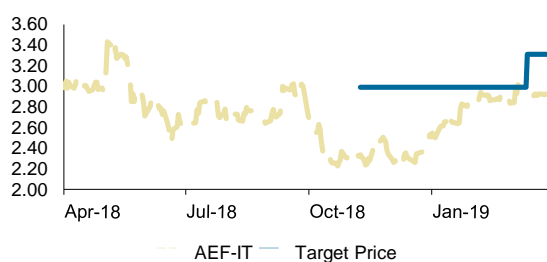


Historical recommendations and target price trend (-1Y)

Date	Rating	TP (EUR)	Mkt Price (EUR)
11-Feb-19	BUY	42.9	30.4
13-Nov-18	BUY	42.3	28.0

**Aeffe**

Target price and market price trend (-1Y)

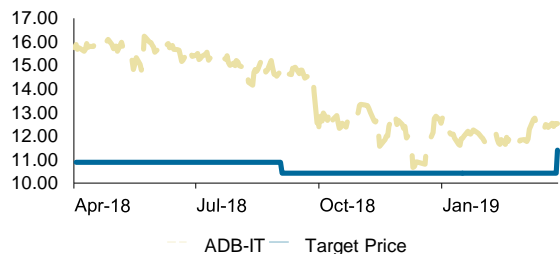


Historical recommendations and target price trend (-1Y)

Date	Rating	TP (EUR)	Mkt Price (EUR)
21-Mar-19	ADD	3.3	3.0
16-Nov-18	BUY	3.0	2.3

**Aeroporto di Bologna**

Target price and market price trend (-1Y)

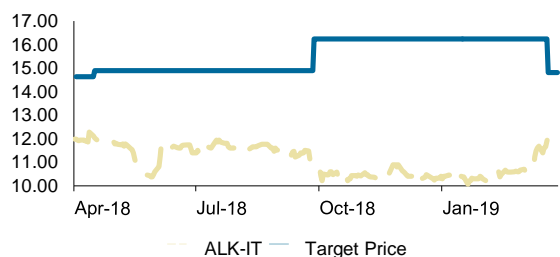


Historical recommendations and target price trend (-1Y)

Date	Rating	TP (EUR)	Mkt Price (EUR)
05-Apr-19	HOLD	11.4	12.5
11-Sep-18	SELL	10.4	14.8

**Alkemy**

Target price and market price trend (-1Y)

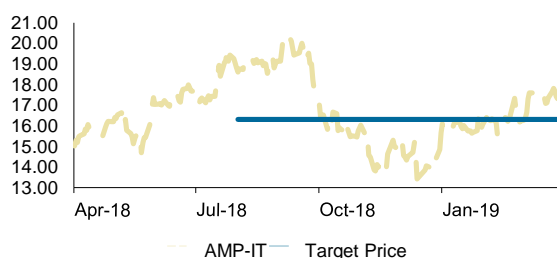


Historical recommendations and target price trend (-1Y)

Date	Rating	TP (EUR)	Mkt Price (EUR)
29-Mar-19	BUY	14.8	12.1
05-Oct-18	BUY	16.2	11.1
24-Apr-18	BUY	14.9	12.0

**Amplifon**

Target price and market price trend (-1Y)

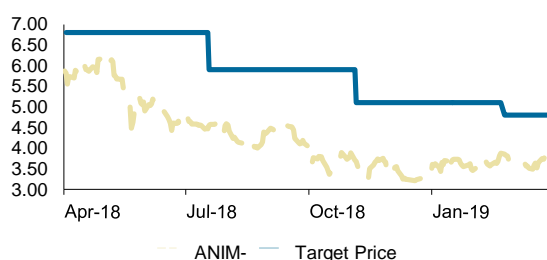


Historical recommendations and target price trend (-1Y)

Date	Rating	TP (EUR)	Mkt Price (EUR)
18-Mar-19	HOLD	16.3	17.6
06-Mar-19	REDUCE	Under Review	16.2
09-Aug-18	REDUCE	16.3	18.6

**Anima Holding**

Target price and market price trend (-1Y)



Historical recommendations and target price trend (-1Y)

Date	Rating	TP (EUR)	Mkt Price (EUR)
04-Mar-19	BUY	4.8	3.9
13-Nov-18	BUY	5.1	3.7
26-Jul-18	BUY	5.9	4.6

**Ascopiave**

Target price and market price trend (-1Y)

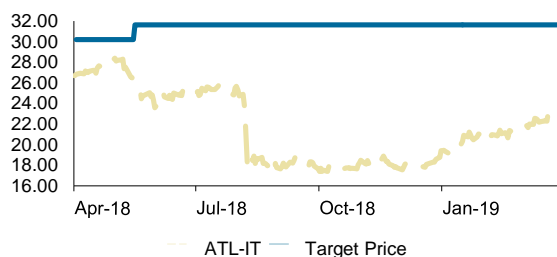


Historical recommendations and target price trend (-1Y)

Date	Rating	TP (EUR)	Mkt Price (EUR)
19-Sep-18	Under Review	Under Review	3.2

**Atlantia**

Target price and market price trend (-1Y)

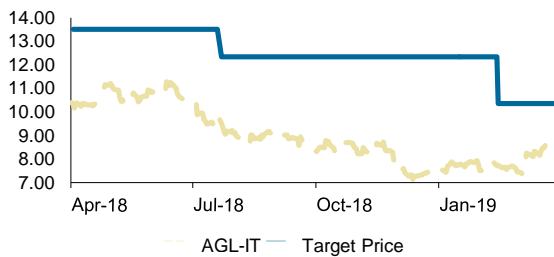


Historical recommendations and target price trend (-1Y)

Date	Rating	TP (EUR)	Mkt Price (EUR)
17-Aug-18	Under Review	Under Review	19.3
24-May-18	ADD	31.6	25.7

**Autogrill**

Target price and market price trend (-1Y)

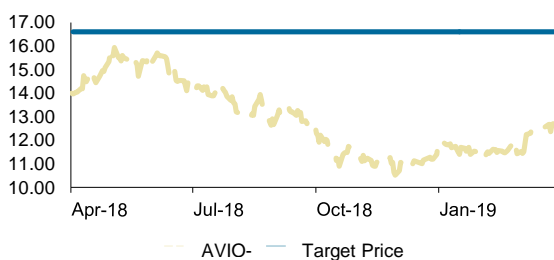


Historical recommendations and target price trend (-1Y)

Date	Rating	TP (EUR)	Mkt Price (EUR)
22-Feb-19	BUY	10.4	7.7
30-Jul-18	BUY	12.3	9.5
12-Jul-18	BUY	Under Review	9.9

**Avio**

Target price and market price trend (-1Y)

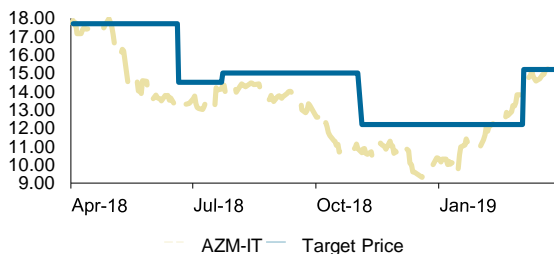


Historical recommendations and target price trend (-1Y)

Date	Rating	TP (EUR)	Mkt Price (EUR)
23-Mar-18	BUY	16.6	13.6

**Azimut Holding**

Target price and market price trend (-1Y)

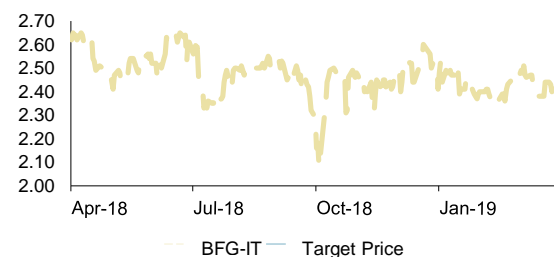


Historical recommendations and target price trend (-1Y)

Date	Rating	TP (EUR)	Mkt Price (EUR)
13-Mar-19	HOLD	15.2	14.4
12-Nov-18	HOLD	12.2	10.7
31-Jul-18	HOLD	15.0	14.4
28-Jun-18	HOLD	14.5	13.2

**B.F.**

Target price and market price trend (-1Y)

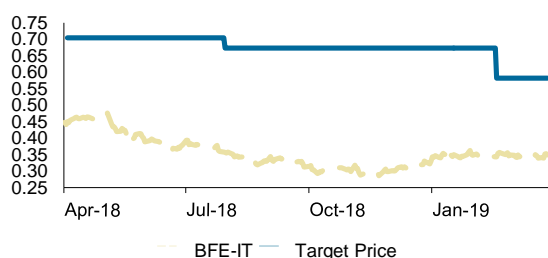


Historical recommendations and target price trend (-1Y)

Date	Rating	TP (EUR)	Mkt Price (EUR)
22-Oct-18	No Rating		2.5

**Banca Finnat**

Target price and market price trend (-1Y)

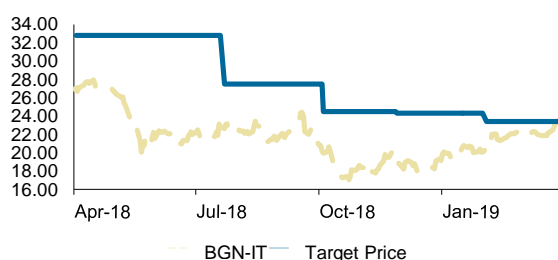


Historical recommendations and target price trend (-1Y)

Date	Rating	TP (EUR)	Mkt Price (EUR)
26-Feb-19	BUY	0.58	0.34
07-Aug-18	BUY	0.67	0.36
11-Apr-18	BUY	0.70	0.45

**Banca Generali**

Target price and market price trend (-1Y)

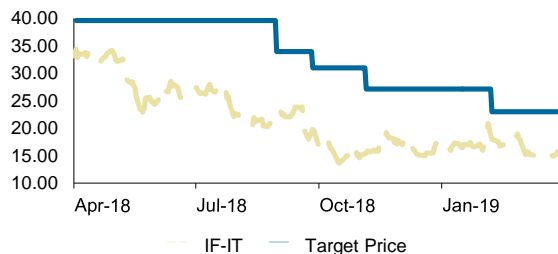


Historical recommendations and target price trend (-1Y)

Date	Rating	TP (EUR)	Mkt Price (EUR)
11-Feb-19	ADD	23.4	20.4
06-Dec-18	ADD	24.3	18.8
12-Oct-18	ADD	24.5	20.0
30-Jul-18	ADD	27.5	22.6

**Banca IFIS**

Target price and market price trend (-1Y)

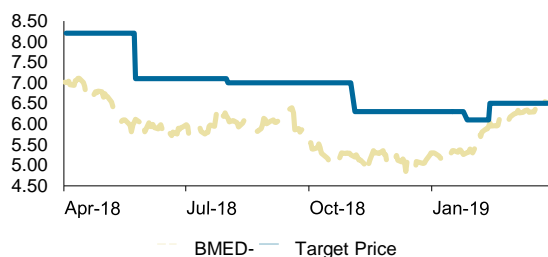


Historical recommendations and target price trend (-1Y)

Date	Rating	TP (EUR)	Mkt Price (EUR)
15-Feb-19	ADD	23.0	18.0
13-Nov-18	BUY	27.1	15.5
04-Oct-18	BUY	30.9	19.8
07-Sep-18	BUY	33.9	22.1

**Banca Mediolanum**

Target price and market price trend (-1Y)

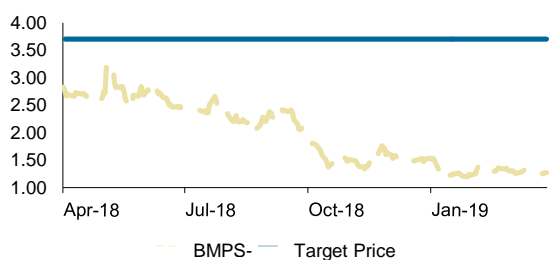


Historical recommendations and target price trend (-1Y)

Date	Rating	TP (EUR)	Mkt Price (EUR)
21-Feb-19	ADD	6.5	6.0
04-Feb-19	ADD	6.1	5.3
12-Nov-18	ADD	6.3	5.2
09-Aug-18	ADD	7.0	6.1
01-Jun-18	ADD	7.1	6.1

**Banca Monte dei Paschi di Siena**

Target price and market price trend (-1Y)

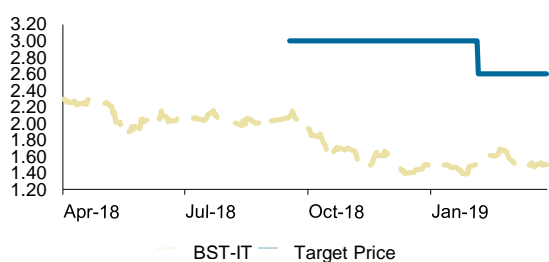


Historical recommendations and target price trend (-1Y)

Date	Rating	TP (EUR)	Mkt Price (EUR)
08-Feb-19	HOLD	Under Review	1.23

**Banca Sistema**

Target price and market price trend (-1Y)

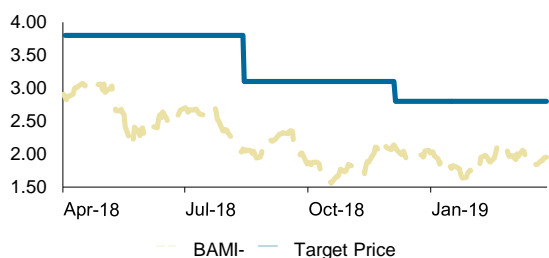


Historical recommendations and target price trend (-1Y)

Date	Rating	TP (EUR)	Mkt Price (EUR)
13-Feb-19	BUY	2.6	1.54
25-Sep-18	BUY	3.0	2.1

**Banco BPM**

Target price and market price trend (-1Y)

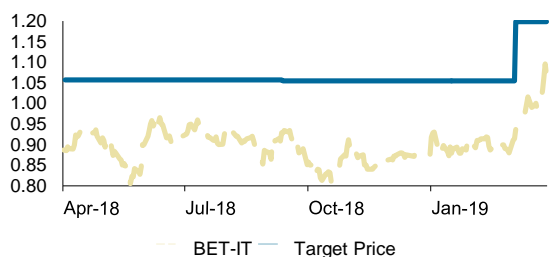


Historical recommendations and target price trend (-1Y)

Date	Rating	TP (EUR)	Mkt Price (EUR)
13-Dec-18	BUY	2.8	2.1
22-Aug-18	BUY	3.1	2.1

**BE**

Target price and market price trend (-1Y)

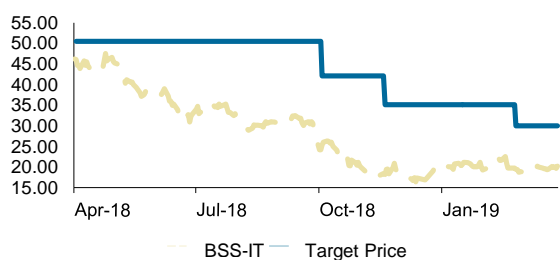


Historical recommendations and target price trend (-1Y)

Date	Rating	TP (EUR)	Mkt Price (EUR)
13-Mar-19	BUY	1.20	0.94
20-Sep-18	ADD	1.05	0.93

**Biesse**

Target price and market price trend (-1Y)

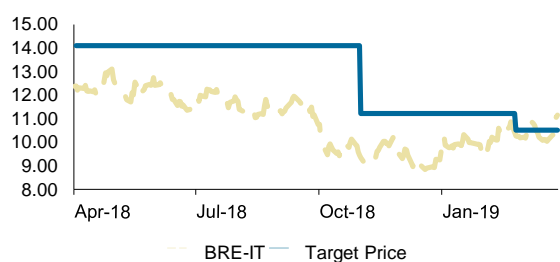


Historical recommendations and target price trend (-1Y)

Date	Rating	TP (EUR)	Mkt Price (EUR)
05-Mar-19	BUY	30.0	19.4
27-Feb-19	Under Review	Under Review	19.7
27-Nov-18	BUY	35.1	18.2
11-Oct-18	BUY	42.1	25.3
29-Aug-18	No Rating		30.5

**Brembo**

Target price and market price trend (-1Y)

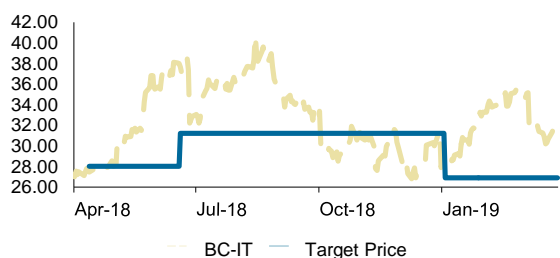


Historical recommendations and target price trend (-1Y)

Date	Rating	TP (EUR)	Mkt Price (EUR)
05-Mar-19	HOLD	10.5	10.3
09-Nov-18	ADD	11.2	9.3
08-Nov-18	Under Review	Under Review	9.5
27-Jul-18	ADD	Under Review	11.8

**Brunello Cucinelli**

Target price and market price trend (-1Y)

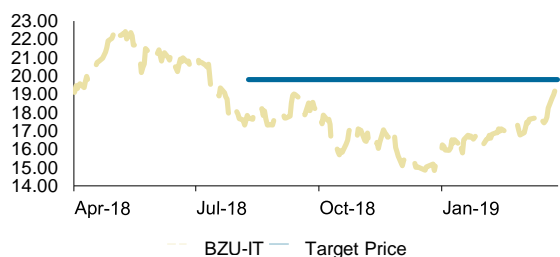


Historical recommendations and target price trend (-1Y)

Date	Rating	TP (EUR)	Mkt Price (EUR)
11-Jan-19	HOLD	26.9	27.7
08-Jan-19	HOLD	Under Review	27.9
06-Jul-18	HOLD	31.2	32.9
27-Jun-18	REDUCE	31.2	37.7
20-Apr-18	HOLD	28.0	27.5

**Buzzi Unicem**

Target price and market price trend (-1Y)

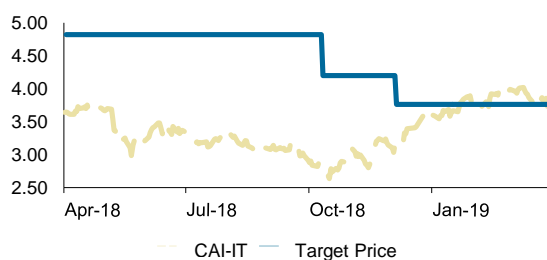


Historical recommendations and target price trend (-1Y)

Date	Rating	TP (EUR)	Mkt Price (EUR)
17-Aug-18	ADD	19.8	17.7
03-Aug-18	Under Review	Under Review	17.8

**Cairo Communication**

Target price and market price trend (-1Y)

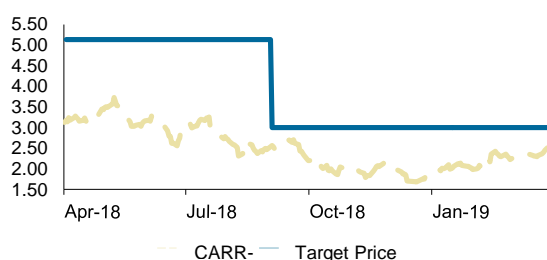


Historical recommendations and target price trend (-1Y)

Date	Rating	TP (EUR)	Mkt Price (EUR)
13-Dec-18	BUY	3.8	3.1
19-Oct-18	BUY	4.2	2.8

**Carraro**

Target price and market price trend (-1Y)

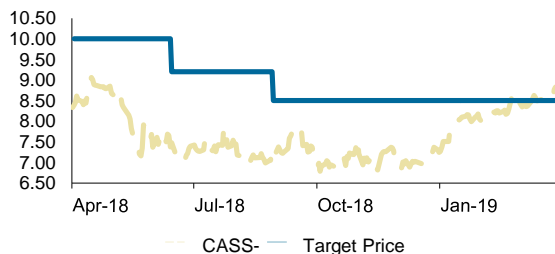


Historical recommendations and target price trend (-1Y)

Date	Rating	TP (EUR)	Mkt Price (EUR)
07-Mar-19	Under Review	Under Review	2.3
11-Sep-18	ADD	3.0	2.6
27-Jul-18	BUY	Under Review	3.0

**Cattolica Assicurazioni**

Target price and market price trend (-1Y)

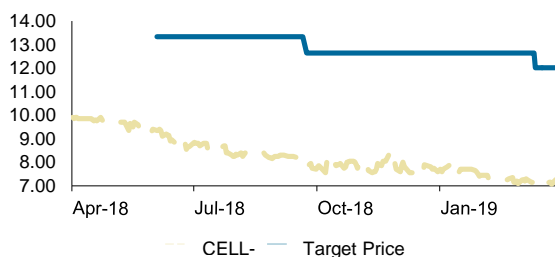


Historical recommendations and target price trend (-1Y)

Date	Rating	TP (EUR)	Mkt Price (EUR)
06-Sep-18	ADD	8.5	7.1
22-Jun-18	ADD	9.2	7.5

**Cellularline**

Target price and market price trend (-1Y)



Historical recommendations and target price trend (-1Y)

Date	Rating	TP (EUR)	Mkt Price (EUR)
21-Mar-19	BUY	12.0	7.0
01-Oct-18	BUY	12.6	7.9
28-Sep-18	Under Review	Under Review	8.0
11-Jun-18	BUY	13.3	9.4

**Centrale del Latte d'Italia**

Target price and market price trend (-1Y)



Historical recommendations and target price trend (-1Y)

Date	Rating	TP (EUR)	Mkt Price (EUR)
19-Mar-19	HOLD	3.0	2.8
07-Aug-18	ADD	3.3	3.0

**CNH Industrial**

Target price and market price trend (-1Y)

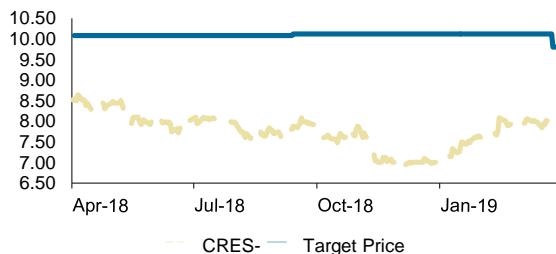


Historical recommendations and target price trend (-1Y)

Date	Rating	TP (EUR)	Mkt Price (EUR)
08-Feb-19	BUY	12.2	9.0
12-Nov-18	BUY	11.4	8.7
08-Nov-18	BUY	Under Review	9.0
30-Jul-18	BUY	13.5	10.0
27-Jul-18	BUY	Under Review	10.0
03-May-18	BUY	13.7	10.3

**COIMA RES**

Target price and market price trend (-1Y)

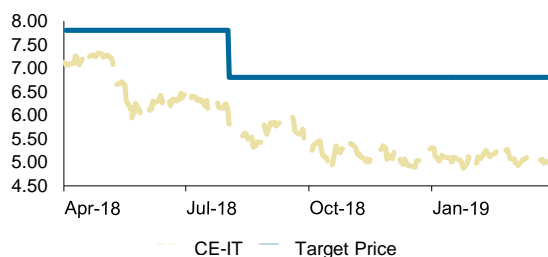


Historical recommendations and target price trend (-1Y)

Date	Rating	TP (EUR)	Mkt Price (EUR)
03-Apr-19	BUY	9.8	7.9
21-Sep-18	BUY	10.1	7.9

**Credito Emiliano**

Target price and market price trend (-1Y)



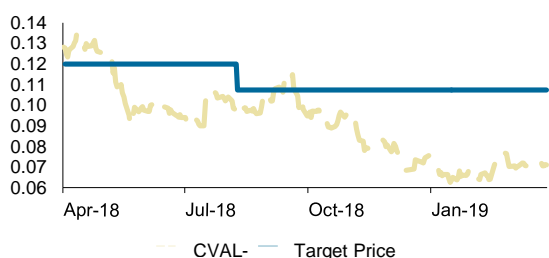
Historical recommendations and target price trend (-1Y)

Date	Rating	TP (EUR)	Mkt Price (EUR)
10-Aug-18	HOLD	6.8	5.8



**Credito Valtellinese**

Target price and market price trend (-1Y)



Historical recommendations and target price trend (-1Y)

Date	Rating	TP (EUR)	Mkt Price (EUR)
17-Aug-18	HOLD	0.11	0.10

**d'Amico International Shipping**

Target price and market price trend (-1Y)

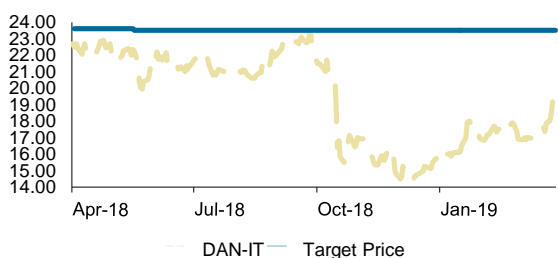


Historical recommendations and target price trend (-1Y)

Date	Rating	TP (EUR)	Mkt Price (EUR)
22-Mar-19	HOLD	0.09	0.09
14-Mar-19	HOLD	0.09	0.09
09-Nov-18	Under Review	Under Review	0.09
24-Oct-18	Under Review	0.24	0.13
07-Aug-18	BUY	0.24	0.15
01-Aug-18	Under Review	Under Review	0.15

**Danieli**

Target price and market price trend (-1Y)

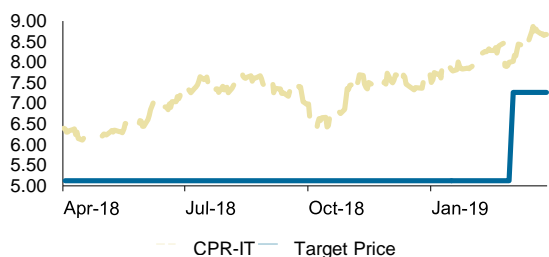


Historical recommendations and target price trend (-1Y)

Date	Rating	TP (EUR)	Mkt Price (EUR)
25-May-18	HOLD	23.5	22.3

**Davide Campari**

Target price and market price trend (-1Y)

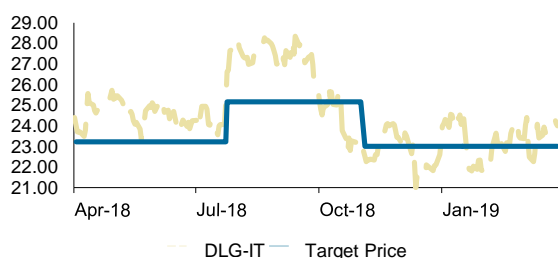


Historical recommendations and target price trend (-1Y)

Date	Rating	TP (EUR)	Mkt Price (EUR)
11-Mar-19	HOLD	7.3	8.0

**De' Longhi**

Target price and market price trend (-1Y)

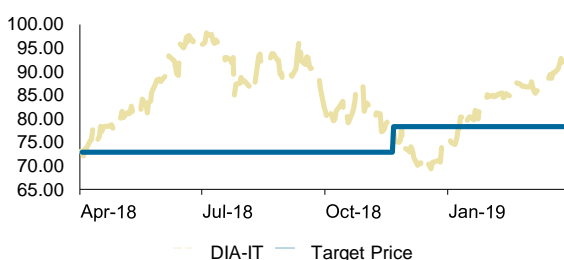


Historical recommendations and target price trend (-1Y)

Date	Rating	TP (EUR)	Mkt Price (EUR)
12-Nov-18	HOLD	23.0	22.5
01-Aug-18	HOLD	25.2	26.6

**Diasorin**

Target price and market price trend (-1Y)

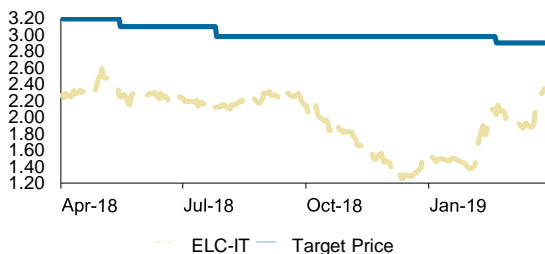


Historical recommendations and target price trend (-1Y)

Date	Rating	TP (EUR)	Mkt Price (EUR)
29-Nov-18	HOLD	78.3	77.6

**Elica**

Target price and market price trend (-1Y)

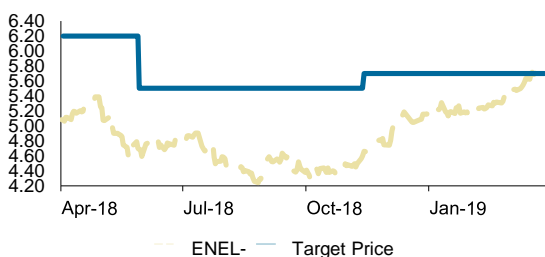


Historical recommendations and target price trend (-1Y)

Date	Rating	TP (EUR)	Mkt Price (EUR)
28-Feb-19	BUY	2.9	2.0
03-Aug-18	BUY	3.0	2.1
23-May-18	BUY	3.1	2.2

**Enel**

Target price and market price trend (-1Y)

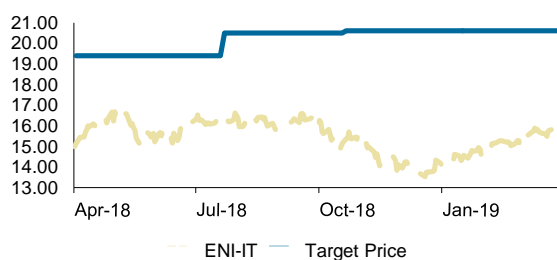


Historical recommendations and target price trend (-1Y)

Date	Rating	TP (EUR)	Mkt Price (EUR)
21-Nov-18	BUY	5.7	4.7
24-Aug-18	BUY	5.5	4.4
06-Jun-18	ADD	5.5	4.7

**Eni**

Target price and market price trend (-1Y)

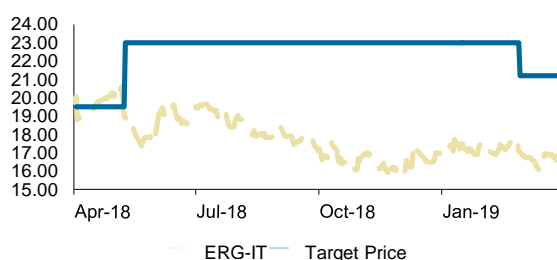


Historical recommendations and target price trend (-1Y)

Date	Rating	TP (EUR)	Mkt Price (EUR)
29-Oct-18	BUY	20.6	15.4
30-Jul-18	BUY	20.5	16.3

**ERG**

Target price and market price trend (-1Y)

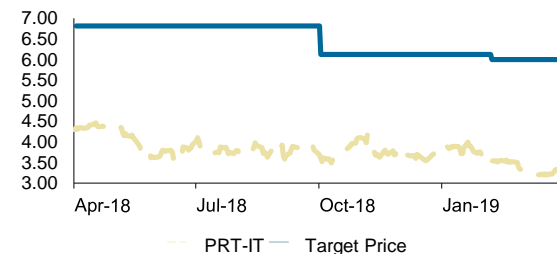


Historical recommendations and target price trend (-1Y)

Date	Rating	TP (EUR)	Mkt Price (EUR)
08-Mar-19	BUY	21.2	17.0
21-May-18	BUY	23.0	18.5
17-May-18	ADD	23.0	18.9

**Esprinet**

Target price and market price trend (-1Y)

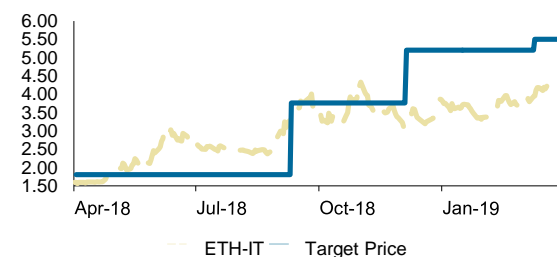


Historical recommendations and target price trend (-1Y)

Date	Rating	TP (EUR)	Mkt Price (EUR)
15-Feb-19	BUY	6.0	3.5
10-Oct-18	BUY	6.1	3.6

**Eurotech**

Target price and market price trend (-1Y)



Historical recommendations and target price trend (-1Y)

Date	Rating	TP (EUR)	Mkt Price (EUR)
19-Mar-19	BUY	5.5	4.0
13-Dec-18	BUY	5.2	3.1
18-Sep-18	ADD	3.8	3.5

**EXOR**

Target price and market price trend (-1Y)

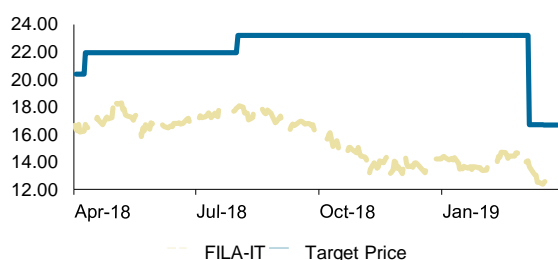


Historical recommendations and target price trend (-1Y)

Date	Rating	TP (EUR)	Mkt Price (EUR)
07-Sep-18	ADD	Under Review	54.3
07-May-18	ADD	70.8	65.1

**F.I.L.A.**

Target price and market price trend (-1Y)

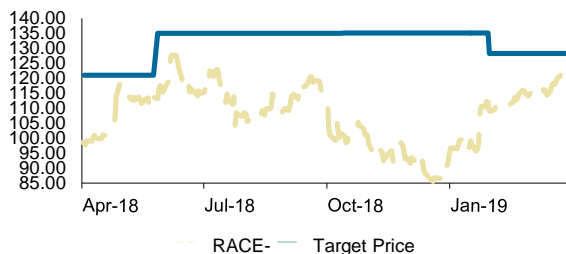


Historical recommendations and target price trend (-1Y)

Date	Rating	TP (EUR)	Mkt Price (EUR)
26-Mar-19	BUY	16.7	12.5
15-Mar-19	ADD	16.7	13.7
29-Nov-18	BUY	Under Review	13.5
09-Aug-18	BUY	23.2	18.0
17-Apr-18	BUY	22.0	16.7

**Ferrari**

Target price and market price trend (-1Y)

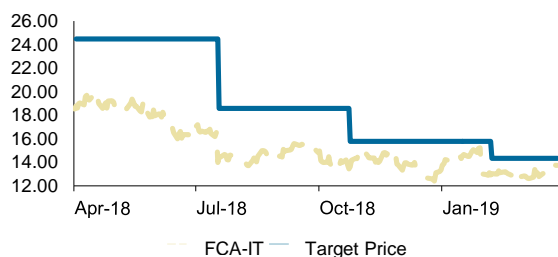


Historical recommendations and target price trend (-1Y)

Date	Rating	TP (EUR)	Mkt Price (EUR)
07-Feb-19	ADD	128.2	109.0
01-Feb-19	BUY	Under Review	110.6
22-Oct-18	BUY	135.0	100.7
04-Jun-18	BUY	135.0	113.2

**Fiat Chrysler Automobiles**

Target price and market price trend (-1Y)

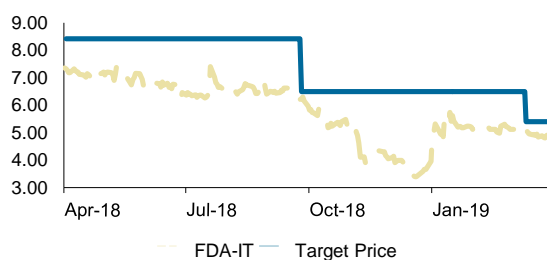


Historical recommendations and target price trend (-1Y)

Date	Rating	TP (EUR)	Mkt Price (EUR)
15-Feb-19	HOLD	14.3	13.0
08-Feb-19	Under Review	Under Review	13.0
01-Nov-18	ADD	15.8	13.6
31-Oct-18	Under Review	Under Review	13.5
26-Jul-18	BUY	18.6	14.5

**Fidia**

Target price and market price trend (-1Y)

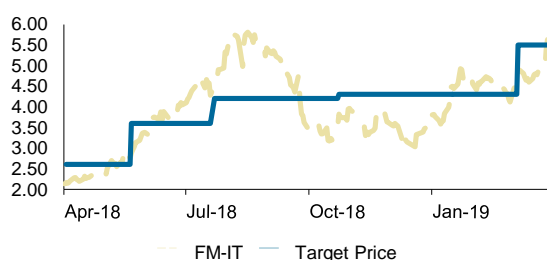


Historical recommendations and target price trend (-1Y)

Date	Rating	TP (EUR)	Mkt Price (EUR)
20-Mar-19	HOLD	5.4	5.2
03-Oct-18	HOLD	6.5	6.2

**Fiera Milano**

Target price and market price trend (-1Y)

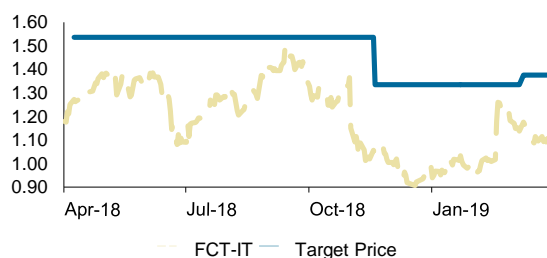


Historical recommendations and target price trend (-1Y)

Date	Rating	TP (EUR)	Mkt Price (EUR)
14-Mar-19	BUY	5.5	4.8
13-Mar-19	Under Review	Under Review	4.5
31-Oct-18	BUY	4.3	3.8
30-Oct-18	Under Review	Under Review	3.5
30-Jul-18	HOLD	4.2	4.5
29-May-18	BUY	3.6	2.9
24-May-18	Under Review	Under Review	2.9

**Fincantieri**

Target price and market price trend (-1Y)

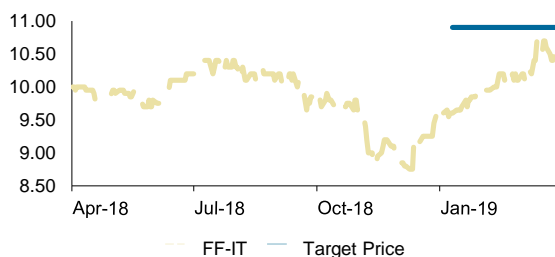


Historical recommendations and target price trend (-1Y)

Date	Rating	TP (EUR)	Mkt Price (EUR)
18-Mar-19	BUY	1.38	1.18
27-Nov-18	BUY	1.33	1.04
16-Apr-18	BUY	1.54	1.27

**Fine Foods & Pharmaceuticals**

Target price and market price trend (-1Y)



Historical recommendations and target price trend (-1Y)

Date	Rating	TP (EUR)	Mkt Price (EUR)
29-Mar-19	Under Review	10.9	10.6
18-Jan-19	ADD	10.9	9.6
25-Jun-18	No Rating		10.1

**Fincobank**

Target price and market price trend (-1Y)



Historical recommendations and target price trend (-1Y)

Date	Rating	TP (EUR)	Mkt Price (EUR)
26-Mar-19	HOLD	10.3	11.4
08-Nov-18	HOLD	8.7	9.9
09-May-18	HOLD	9.4	9.9

**Gamenet Group**

Target price and market price trend (-1Y)



Historical recommendations and target price trend (-1Y)

Date	Rating	TP (EUR)	Mkt Price (EUR)
20-Mar-19	BUY	13.9	8.7
21-Dec-18	BUY	13.9	7.1
19-Nov-18	BUY	15.0	7.9
06-Aug-18	BUY	15.0	9.1

**GEDI**

Target price and market price trend (-1Y)

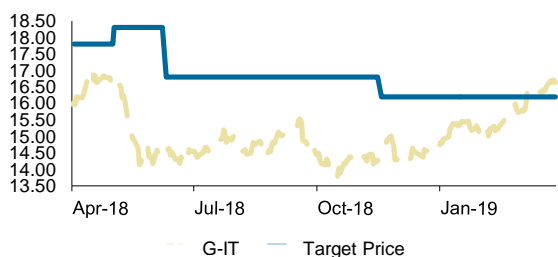


Historical recommendations and target price trend (-1Y)

Date	Rating	TP (EUR)	Mkt Price (EUR)
13-Mar-19	HOLD	0.42	0.39
30-Oct-18	HOLD	0.38	0.35
27-Apr-18	HOLD	Under Review	0.43

**Generali**

Target price and market price trend (-1Y)

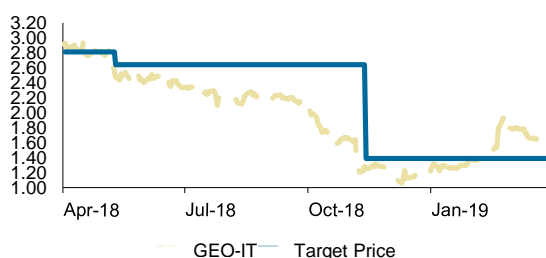


Historical recommendations and target price trend (-1Y)

Date	Rating	TP (EUR)	Mkt Price (EUR)
26-Nov-18	ADD	16.2	14.6
18-Jun-18	ADD	16.8	14.5
10-May-18	ADD	18.3	16.4

**Geox**

Target price and market price trend (-1Y)

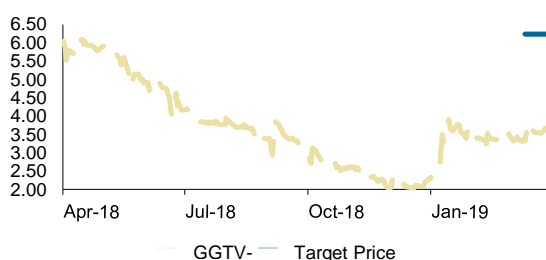


Historical recommendations and target price trend (-1Y)

Date	Rating	TP (EUR)	Mkt Price (EUR)
21-Nov-18	HOLD	1.39	1.25
14-Nov-18	Under Review	Under Review	1.39
18-May-18	HOLD	2.6	2.5
16-May-18	HOLD	Under Review	2.6

**Giglio Group**

Target price and market price trend (-1Y)

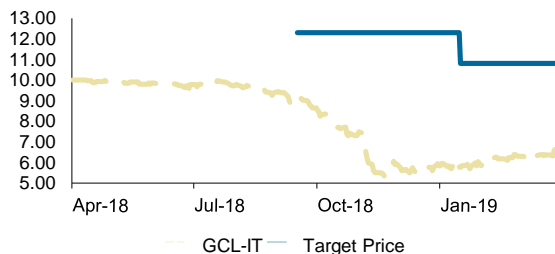


Historical recommendations and target price trend (-1Y)

Date	Rating	TP (EUR)	Mkt Price (EUR)
20-Mar-19	BUY	6.2	3.3

**Guala Closures**

Target price and market price trend (-1Y)

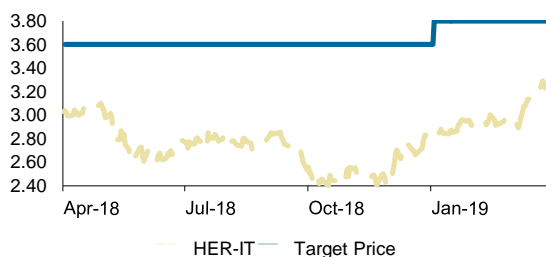


Historical recommendations and target price trend (-1Y)

Date	Rating	TP (EUR)	Mkt Price (EUR)
24-Jan-19	BUY	10.8	5.8
24-Sep-18	BUY	12.3	9.1

**Hera**

Target price and market price trend (-1Y)

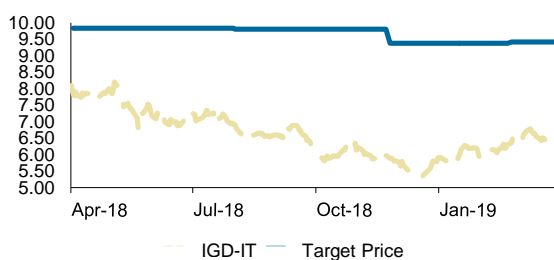


Historical recommendations and target price trend (-1Y)

Date	Rating	TP (EUR)	Mkt Price (EUR)
11-Jan-19	BUY	3.8	2.8

**IGD**

Target price and market price trend (-1Y)

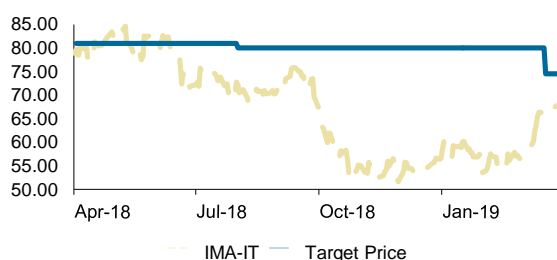


Historical recommendations and target price trend (-1Y)

Date	Rating	TP (EUR)	Mkt Price (EUR)
04-Mar-19	BUY	9.4	6.4
03-Dec-18	BUY	9.4	5.9
09-Aug-18	BUY	9.8	6.9

**IMA**

Target price and market price trend (-1Y)

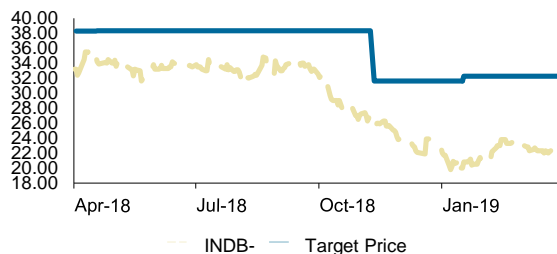


Historical recommendations and target price trend (-1Y)

Date	Rating	TP (EUR)	Mkt Price (EUR)
27-Mar-19	ADD	74.5	65.9
18-Mar-19	Under Review	Under Review	60.2
09-Aug-18	ADD	80.0	72.2

**Indel B**

Target price and market price trend (-1Y)

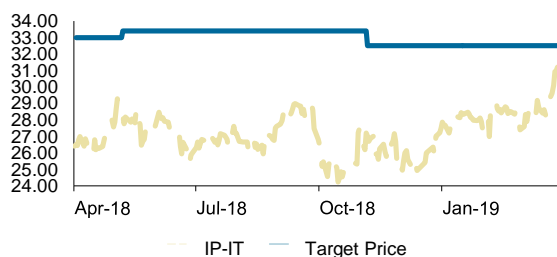


Historical recommendations and target price trend (-1Y)

Date	Rating	TP (EUR)	Mkt Price (EUR)
25-Jan-19	BUY	32.3	20.8
19-Nov-18	ADD	31.6	26.5
26-Apr-18	ADD	38.3	34.2

**Interpump Group**

Target price and market price trend (-1Y)



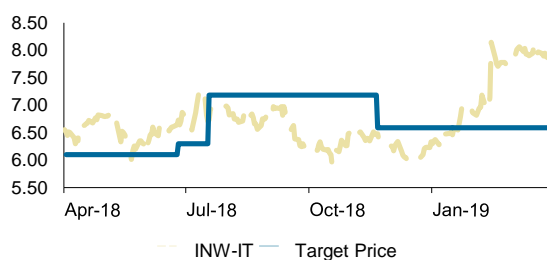
Historical recommendations and target price trend (-1Y)

Date	Rating	TP (EUR)	Mkt Price (EUR)
14-Nov-18	ADD	32.5	27.0
15-May-18	ADD	33.4	28.2



**INWIT**

Target price and market price trend (-1Y)

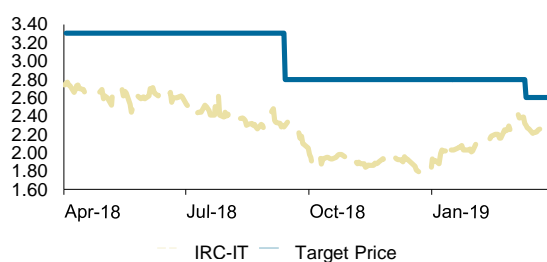


Historical recommendations and target price trend (-1Y)

Date	Rating	TP (EUR)	Mkt Price (EUR)
01-Mar-19	HOLD	Under Review	7.8
29-Nov-18	HOLD	6.6	6.5
26-Jul-18	HOLD	7.2	6.7
03-Jul-18	HOLD	6.3	6.7

**Irce**

Target price and market price trend (-1Y)

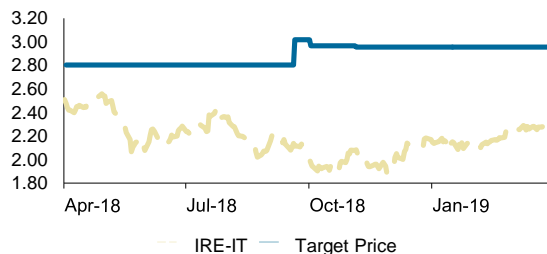


Historical recommendations and target price trend (-1Y)

Date	Rating	TP (EUR)	Mkt Price (EUR)
20-Mar-19	HOLD	2.6	2.3
21-Sep-18	BUY	2.8	2.3

**Iren**

Target price and market price trend (-1Y)



Historical recommendations and target price trend (-1Y)

Date	Rating	TP (EUR)	Mkt Price (EUR)
13-Nov-18	BUY	3.0	2.1
10-Oct-18	BUY	3.0	1.97
28-Sep-18	BUY	3.0	2.1

**Isagro**

Target price and market price trend (-1Y)

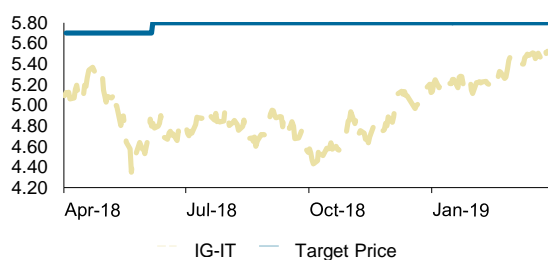


Historical recommendations and target price trend (-1Y)

Date	Rating	TP (EUR)	Mkt Price (EUR)
18-Mar-19	ADD	1.89	1.63
25-Sep-18	BUY	2.1	1.65

**Italgas**

Target price and market price trend (-1Y)

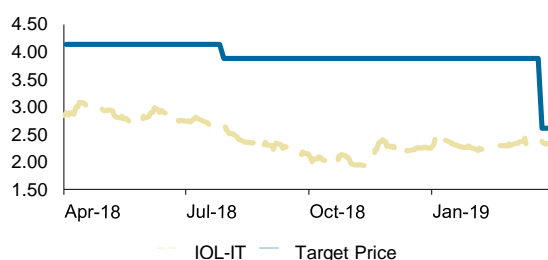


Historical recommendations and target price trend (-1Y)

Date	Rating	TP (EUR)	Mkt Price (EUR)
26-Feb-19	ADD	5.8	5.3
14-Jun-18	BUY	5.8	4.8

**Italiaonline**

Target price and market price trend (-1Y)

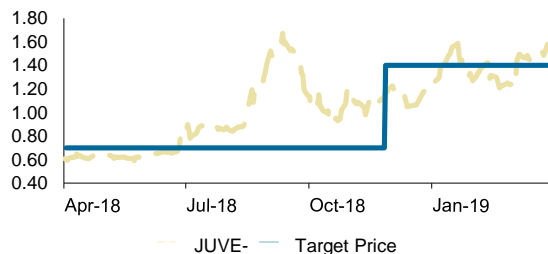


Historical recommendations and target price trend (-1Y)

Date	Rating	TP (EUR)	Mkt Price (EUR)
01-Apr-19	ADD	2.6	2.4
06-Aug-18	BUY	3.9	2.7
09-Apr-18	BUY	4.1	2.8

**Juventus FC**

Target price and market price trend (-1Y)

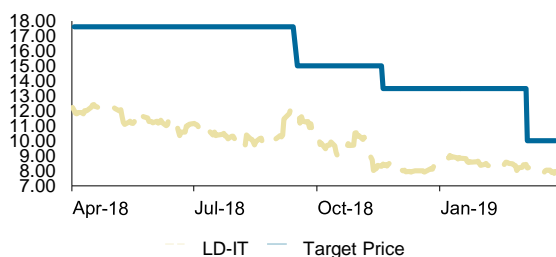


Historical recommendations and target price trend (-1Y)

Date	Rating	TP (EUR)	Mkt Price (EUR)
05-Dec-18	BUY	1.40	1.20
11-Jul-18	Under Review	Under Review	0.85

**La Doria**

Target price and market price trend (-1Y)

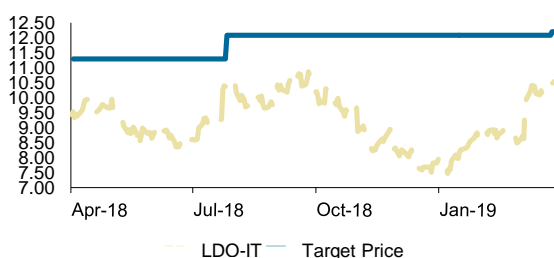


Historical recommendations and target price trend (-1Y)

Date	Rating	TP (EUR)	Mkt Price (EUR)
15-Mar-19	ADD	10.0	8.2
27-Nov-18	BUY	13.5	8.5
24-Sep-18	BUY	15.0	12.1

**Leonardo**

Target price and market price trend (-1Y)

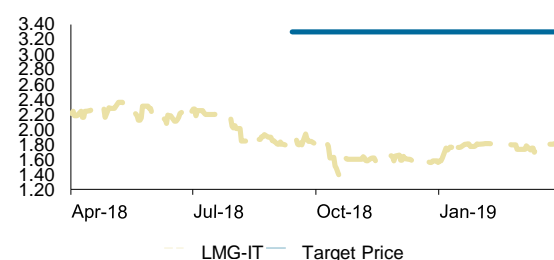


Historical recommendations and target price trend (-1Y)

Date	Rating	TP (EUR)	Mkt Price (EUR)
03-Apr-19	ADD	12.2	10.5
15-Mar-19	ADD	Under Review	9.9
03-Aug-18	ADD	12.1	10.5

**Lucisano Media Group**

Target price and market price trend (-1Y)

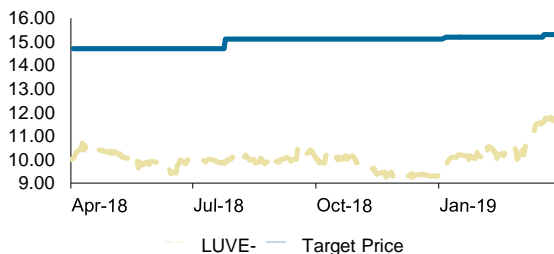


Historical recommendations and target price trend (-1Y)

Date	Rating	TP (EUR)	Mkt Price (EUR)
21-Sep-18	BUY	3.3	1.91

**LU-VE**

Target price and market price trend (-1Y)

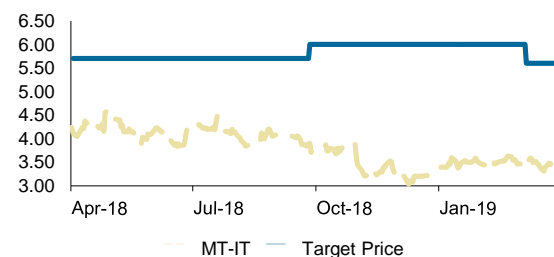


Historical recommendations and target price trend (-1Y)

Date	Rating	TP (EUR)	Mkt Price (EUR)
28-Mar-19	BUY	15.3	11.6
14-Jan-19	BUY	15.2	9.8
02-Aug-18	BUY	15.1	9.8
09-Apr-18	BUY	14.7	10.0

**Maire Tecnimont**

Target price and market price trend (-1Y)



Historical recommendations and target price trend (-1Y)

Date	Rating	TP (EUR)	Mkt Price (EUR)
15-Mar-19	BUY	5.6	3.5
04-Oct-18	BUY	6.0	3.9

**MARR**

Target price and market price trend (-1Y)

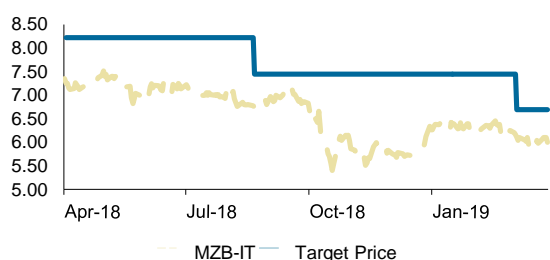


Historical recommendations and target price trend (-1Y)

Date	Rating	TP (EUR)	Mkt Price (EUR)
14-Mar-19	HOLD	22.0	20.6
16-Nov-18	ADD	23.3	20.0
07-Aug-18	ADD	26.3	24.1
15-May-18	ADD	27.8	24.8

**Massimo Zanetti Beverage Group**

Target price and market price trend (-1Y)

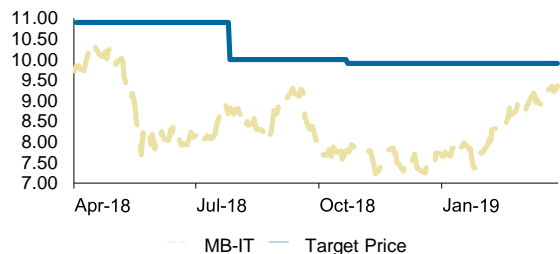


Historical recommendations and target price trend (-1Y)

Date	Rating	TP (EUR)	Mkt Price (EUR)
13-Mar-19	HOLD	6.7	6.1
29-Aug-18	HOLD	7.4	6.7

**Mediobanca**

Target price and market price trend (-1Y)

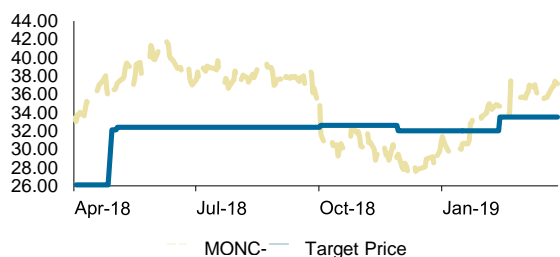


Historical recommendations and target price trend (-1Y)

Date	Rating	TP (EUR)	Mkt Price (EUR)
30-Oct-18	BUY	9.9	7.8
03-Aug-18	ADD	10.0	8.8

**Moncler**

Target price and market price trend (-1Y)

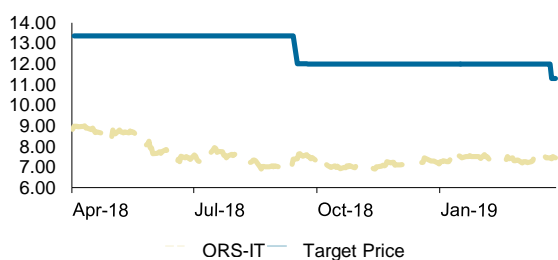


Historical recommendations and target price trend (-1Y)

Date	Rating	TP (EUR)	Mkt Price (EUR)
21-Feb-19	HOLD	33.5	34.7
07-Dec-18	ADD	32.0	29.5
10-Oct-18	HOLD	32.6	31.7
11-May-18	REDUCE	32.4	37.2
07-May-18	REDUCE	32.1	35.3

**Orsero**

Target price and market price trend (-1Y)

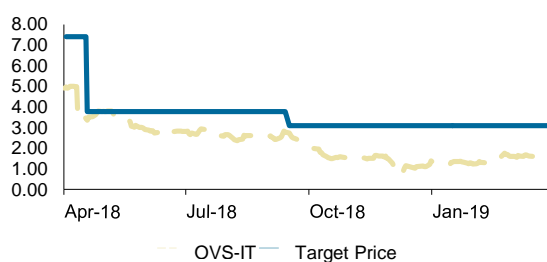


Historical recommendations and target price trend (-1Y)

Date	Rating	TP (EUR)	Mkt Price (EUR)
02-Apr-19	BUY	11.3	7.4
02-Oct-18	BUY	12.0	7.5
24-Sep-18	BUY	12.0	7.4

**OVS**

Target price and market price trend (-1Y)

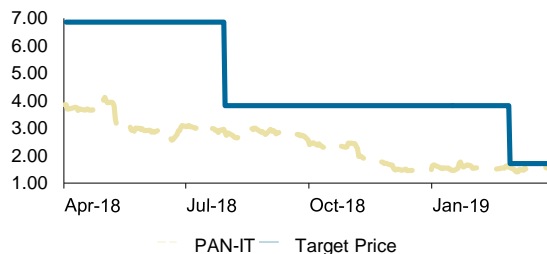


Historical recommendations and target price trend (-1Y)

Date	Rating	TP (EUR)	Mkt Price (EUR)
24-Sep-18	HOLD	3.1	2.7
26-Apr-18	HOLD	3.8	3.4
19-Apr-18	Under Review	Under Review	3.4

**Panariagroup**

Target price and market price trend (-1Y)

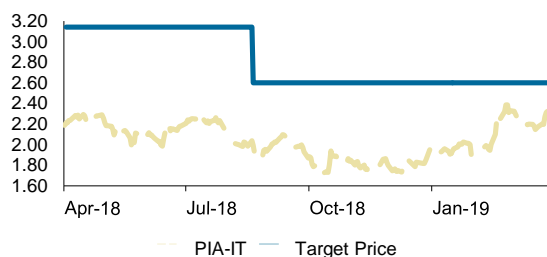


Historical recommendations and target price trend (-1Y)

Date	Rating	TP (EUR)	Mkt Price (EUR)
19-Mar-19	ADD	1.71	1.54
08-Mar-19	HOLD	1.71	1.55
07-Aug-18	BUY	3.8	2.8
06-Aug-18	Under Review	Under Review	3.0

**Piaggio**

Target price and market price trend (-1Y)

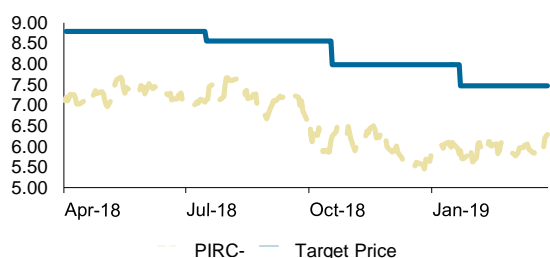


Historical recommendations and target price trend (-1Y)

Date	Rating	TP (EUR)	Mkt Price (EUR)
28-Feb-19	BUY	2.6	2.2
26-Feb-19	BUY	Under Review	2.2
28-Aug-18	BUY	2.6	1.99

**Pirelli**

Target price and market price trend (-1Y)

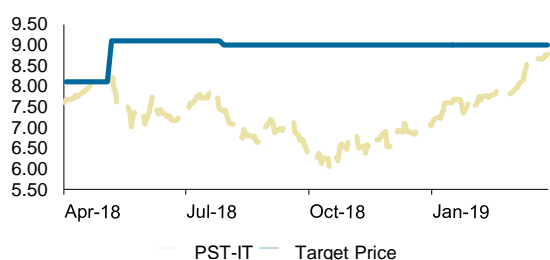


Historical recommendations and target price trend (-1Y)

Date	Rating	TP (EUR)	Mkt Price (EUR)
30-Jan-19	BUY	7.5	5.9
26-Oct-18	BUY	8.0	6.2
24-Jul-18	BUY	8.6	7.1

**Poste Italiane**

Target price and market price trend (-1Y)

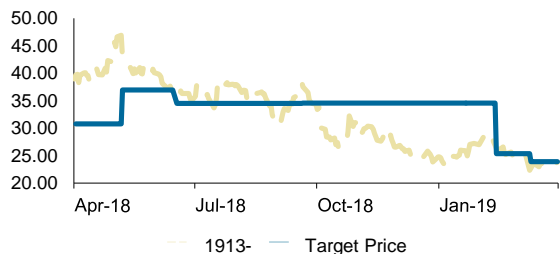


Historical recommendations and target price trend (-1Y)

Date	Rating	TP (EUR)	Mkt Price (EUR)
06-Aug-18	ADD	9.0	7.4
14-May-18	ADD	9.1	8.2

**Prada**

Target price and market price trend (-1Y)

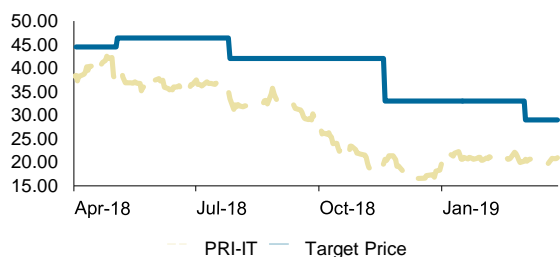


Historical recommendations and target price trend (-1Y)

Date	Rating	TP (HKD)	Mkt Price (HKD)
19-Mar-19	HOLD	23.9	22.8
18-Mar-19	Under Review	Under Review	22.4
21-Feb-19	HOLD	25.4	26.3
28-Sep-18	HOLD	34.5	37.5
25-Jun-18	HOLD	34.5	36.8
15-May-18	REDUCE	37.0	42.9

**Prima Industrie**

Target price and market price trend (-1Y)

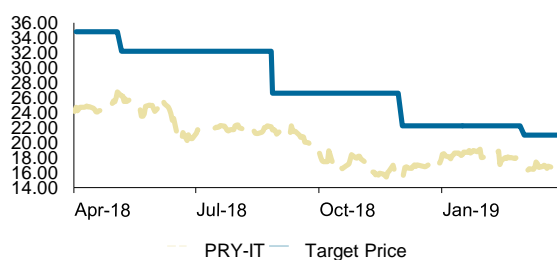


Historical recommendations and target price trend (-1Y)

Date	Rating	TP (EUR)	Mkt Price (EUR)
12-Mar-19	BUY	29.0	20.7
27-Nov-18	BUY	33.0	20.7
03-Aug-18	ADD	42.0	33.5
11-May-18	BUY	46.4	39.5

**Prysmian**

Target price and market price trend (-1Y)

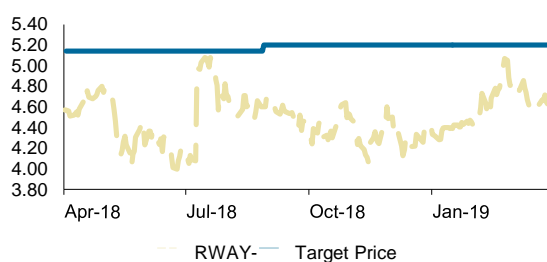


Historical recommendations and target price trend (-1Y)

Date	Rating	TP (EUR)	Mkt Price (EUR)
11-Mar-19	BUY	21.0	16.9
10-Dec-18	BUY	22.2	15.0
04-Sep-18	BUY	26.6	21.7
03-Aug-18	BUY	Under Review	21.7
14-May-18	BUY	32.2	26.2
11-May-18	BUY	Under Review	26.8

**Rai Way**

Target price and market price trend (-1Y)

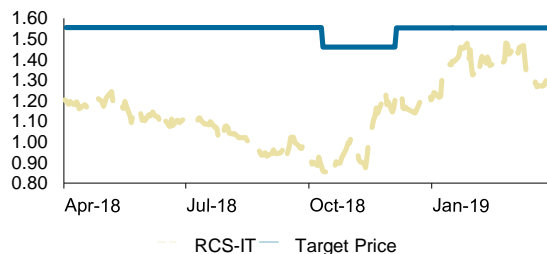


Historical recommendations and target price trend (-1Y)

Date	Rating	TP (EUR)	Mkt Price (EUR)
05-Sep-18	ADD	5.2	4.6

**RCS Mediagroup**

Target price and market price trend (-1Y)

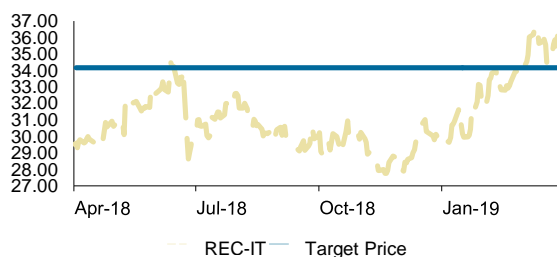


Historical recommendations and target price trend (-1Y)

Date	Rating	TP (EUR)	Mkt Price (EUR)
13-Dec-18	BUY	1.55	1.24
19-Oct-18	BUY	1.46	0.86

**Recordati**

Target price and market price trend (-1Y)

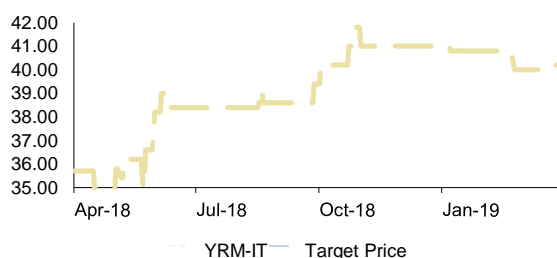


Historical recommendations and target price trend (-1Y)

Date	Rating	TP (EUR)	Mkt Price (EUR)
15-Feb-18	HOLD	34.2	30.7

**Rosetti Marino**

Target price and market price trend (-1Y)



Historical recommendations and target price trend (-1Y)

Date	Rating	TP (EUR)	Mkt Price (EUR)
02-Apr-15	No Rating		36.6

**Safilo Group**

Target price and market price trend (-1Y)

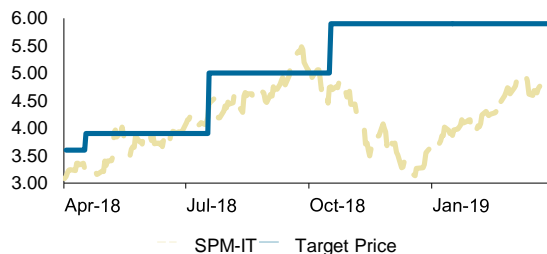


Historical recommendations and target price trend (-1Y)

Date	Rating	TP (EUR)	Mkt Price (EUR)
25-Jan-19	HOLD	0.80	0.75
27-Sep-18	Under Review	Under Review	1.45
06-Aug-18	HOLD	4.0	2.5
03-Aug-18	Under Review	Under Review	2.5

**Saipem**

Target price and market price trend (-1Y)

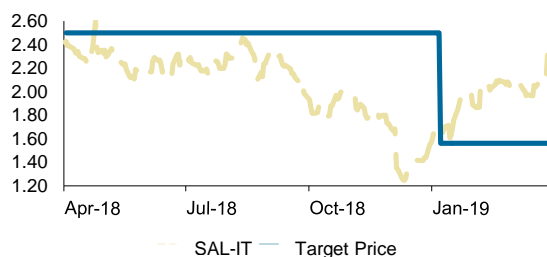


Historical recommendations and target price trend (-1Y)

Date	Rating	TP (EUR)	Mkt Price (EUR)
25-Oct-18	BUY	5.9	4.8
26-Jul-18	BUY	5.0	4.5
25-Apr-18	ADD	3.9	3.1

**Salini Impregilo**

Target price and market price trend (-1Y)



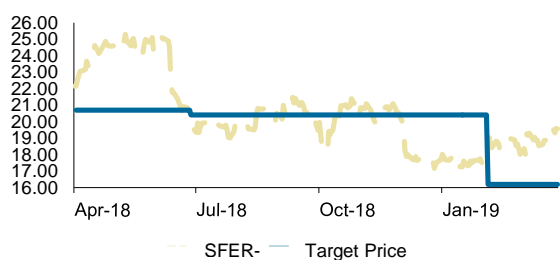
Historical recommendations and target price trend (-1Y)

Date	Rating	TP (EUR)	Mkt Price (EUR)
15-Jan-19	HOLD	1.56	1.63
13-Dec-18	HOLD	Under Review	1.35



**Salvatore Ferragamo**

Target price and market price trend (-1Y)

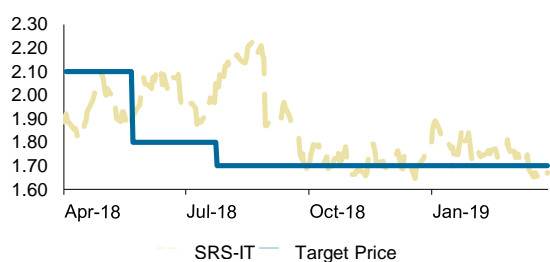


Historical recommendations and target price trend (-1Y)

Date	Rating	TP (EUR)	Mkt Price (EUR)
12-Feb-19	HOLD	16.2	18.4
30-Jan-19	Under Review	Under Review	17.6
05-Jul-18	HOLD	20.4	19.9

**Saras**

Target price and market price trend (-1Y)

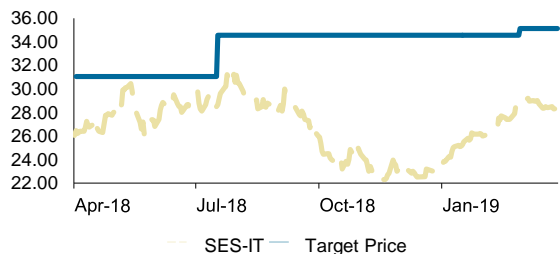


Historical recommendations and target price trend (-1Y)

Date	Rating	TP (EUR)	Mkt Price (EUR)
01-Aug-18	REDUCE	1.70	1.99
31-Jul-18	Under Review	Under Review	2.1
30-May-18	HOLD	1.80	1.94
15-May-18	Under Review	Under Review	2.0

**SeSa**

Target price and market price trend (-1Y)



Historical recommendations and target price trend (-1Y)

Date	Rating	TP (EUR)	Mkt Price (EUR)
08-Mar-19	BUY	35.1	28.4
25-Jul-18	BUY	34.6	28.7

**SIAS**

Target price and market price trend (-1Y)

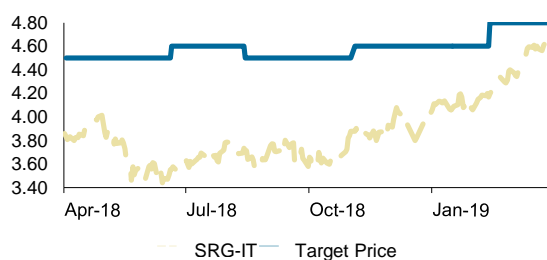


Historical recommendations and target price trend (-1Y)

Date	Rating	TP (EUR)	Mkt Price (EUR)
08-Jan-19	ADD	14.4	12.6
28-Nov-18	ADD	14.5	12.3
20-Sep-18	Under Review	Under Review	13.1

**Snam**

Target price and market price trend (-1Y)

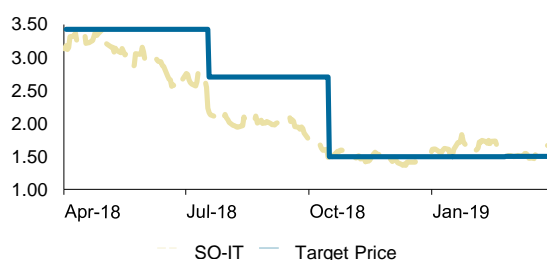


Historical recommendations and target price trend (-1Y)

Date	Rating	TP (EUR)	Mkt Price (EUR)
21-Feb-19	ADD	4.8	4.2
12-Nov-18	BUY	4.6	3.9
22-Aug-18	BUY	4.5	3.7
28-Jun-18	BUY	4.6	3.6

**Sogefi**

Target price and market price trend (-1Y)

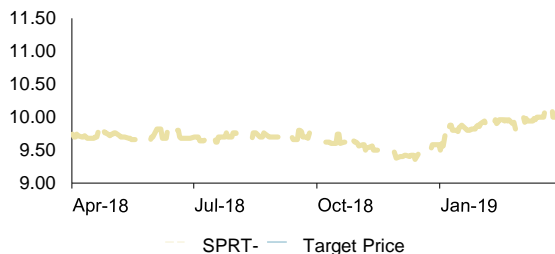


Historical recommendations and target price trend (-1Y)

Date	Rating	TP (EUR)	Mkt Price (EUR)
05-Mar-19	HOLD	1.50	1.52
26-Feb-19	HOLD	Under Review	1.68
24-Oct-18	HOLD	1.50	1.49
23-Oct-18	HOLD	Under Review	1.49
26-Jul-18	HOLD	2.7	2.2
25-Jul-18	HOLD	Under Review	2.2

**Sprintitaly**

Target price and market price trend (-1Y)

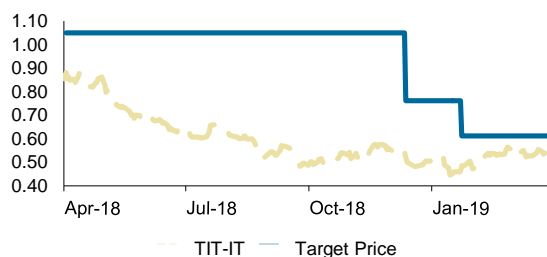


Historical recommendations and target price trend (-1Y)

Date	Rating	TP (EUR)	Mkt Price (EUR)
15-Jan-19	No Rating		9.8

**Telecom Italia**

Target price and market price trend (-1Y)

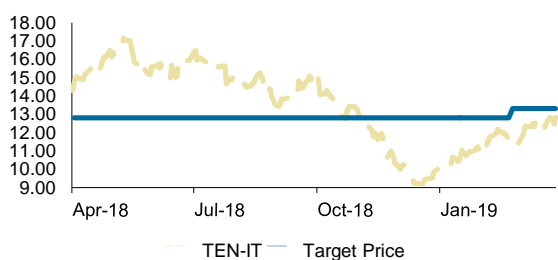


Historical recommendations and target price trend (-1Y)

Date	Rating	TP (EUR)	Mkt Price (EUR)
31-Jan-19	BUY	0.61	0.49
20-Dec-18	BUY	0.76	0.52
02-Nov-18	BUY	Under Review	0.54

**Tenaris**

Target price and market price trend (-1Y)

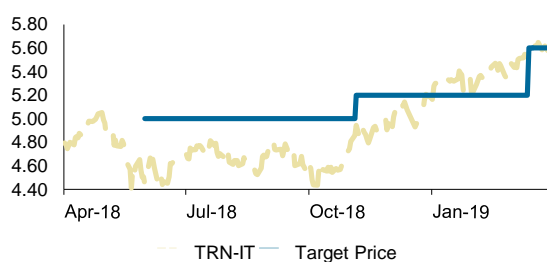


Historical recommendations and target price trend (-1Y)

Date	Rating	TP (EUR)	Mkt Price (EUR)
04-Mar-19	ADD	13.3	11.7
27-Apr-18	Under Review	Under Review	15.2

**Terna**

Target price and market price trend (-1Y)

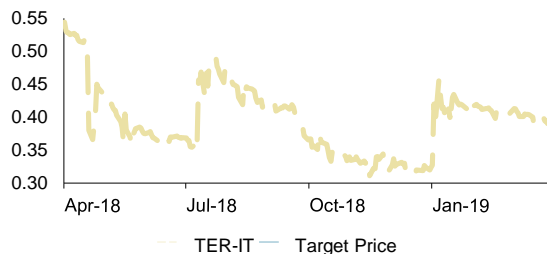


Historical recommendations and target price trend (-1Y)

Date	Rating	TP (EUR)	Mkt Price (EUR)
22-Mar-19	HOLD	5.6	5.5
13-Nov-18	HOLD	5.2	4.9
08-Jun-18	HOLD	5.0	4.4

**TerniEnergia**

Target price and market price trend (-1Y)

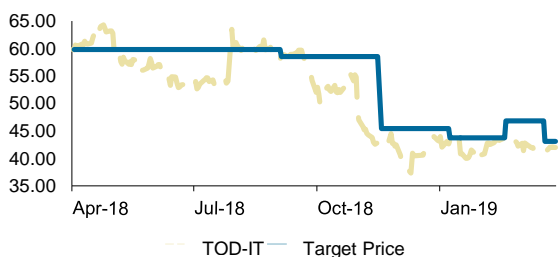


Historical recommendations and target price trend (-1Y)

Date	Rating	TP (EUR)	Mkt Price (EUR)
18-May-18	Suspended		0.40

**Tod's Group**

Target price and market price trend (-1Y)

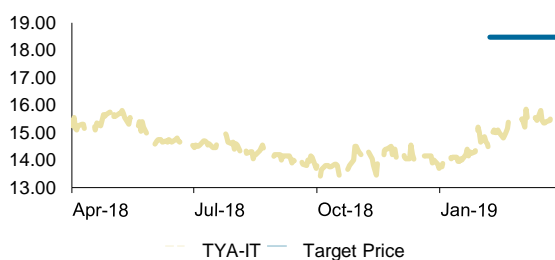


Historical recommendations and target price trend (-1Y)

Date	Rating	TP (EUR)	Mkt Price (EUR)
28-Mar-19	HOLD	43.1	40.9
27-Feb-19	HOLD	46.8	43.6
16-Jan-19	HOLD	43.7	43.2
26-Nov-18	HOLD	45.4	43.0
02-Nov-18	HOLD	Under Review	55.7
12-Sep-18	HOLD	58.5	58.7

**Toscana Aeroporti**

Target price and market price trend (-1Y)

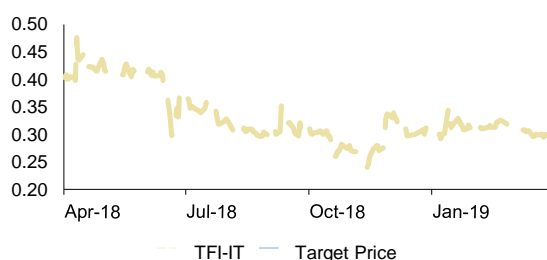


Historical recommendations and target price trend (-1Y)

Date	Rating	TP (EUR)	Mkt Price (EUR)
15-Feb-19	BUY	18.5	14.8

**Trevi Group**

Target price and market price trend (-1Y)

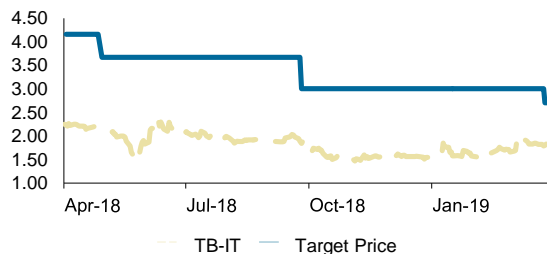


Historical recommendations and target price trend (-1Y)

Date	Rating	TP (EUR)	Mkt Price (EUR)
30-Jul-18	Suspended		0.36

**Triboo**

Target price and market price trend (-1Y)

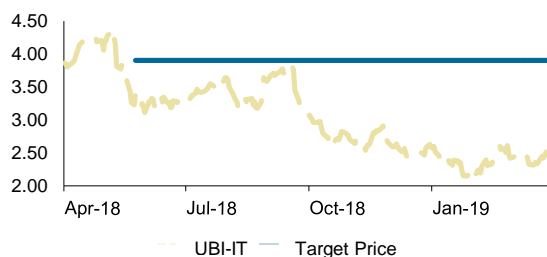


Historical recommendations and target price trend (-1Y)

Date	Rating	TP (EUR)	Mkt Price (EUR)
03-Apr-19	BUY	2.7	1.80
03-Oct-18	BUY	3.0	1.85
07-May-18	BUY	3.7	2.2

**UBI Banca**

Target price and market price trend (-1Y)

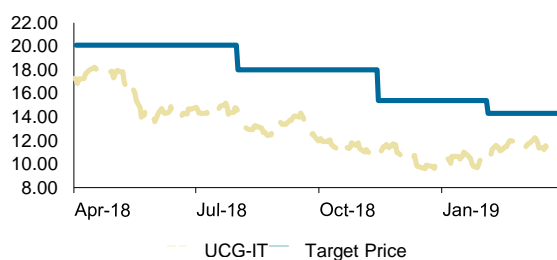


Historical recommendations and target price trend (-1Y)

Date	Rating	TP (EUR)	Mkt Price (EUR)
01-Jun-18	ADD	3.9	3.4

**Unicredit**

Target price and market price trend (-1Y)

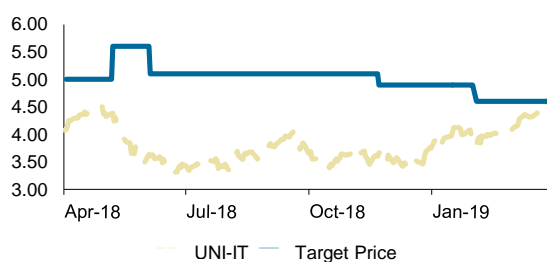


Historical recommendations and target price trend (-1Y)

Date	Rating	TP (EUR)	Mkt Price (EUR)
12-Feb-19	BUY	14.3	10.7
22-Nov-18	BUY	15.4	10.6
09-Aug-18	BUY	18.0	14.5

**Unipol**

Target price and market price trend (-1Y)

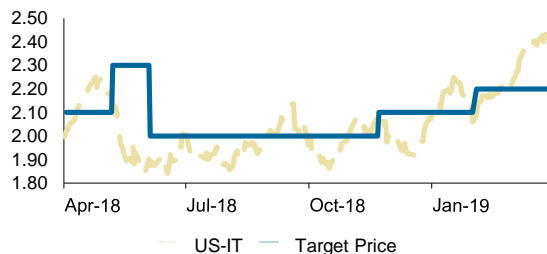


Historical recommendations and target price trend (-1Y)

Date	Rating	TP (EUR)	Mkt Price (EUR)
11-Feb-19	BUY	4.6	3.8
30-Nov-18	BUY	4.9	3.7
12-Jun-18	BUY	5.1	3.6
15-May-18	BUY	5.6	4.4

**UnipolSai**

Target price and market price trend (-1Y)

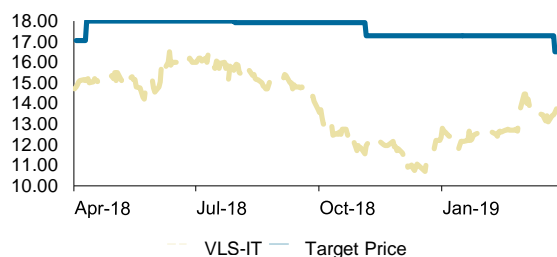


Historical recommendations and target price trend (-1Y)

Date	Rating	TP (EUR)	Mkt Price (EUR)
11-Feb-19	HOLD	2.2	2.1
30-Nov-18	HOLD	2.1	2.1
12-Jun-18	HOLD	2.00	1.87
15-May-18	HOLD	2.3	2.1

**Valsoia**

Target price and market price trend (-1Y)

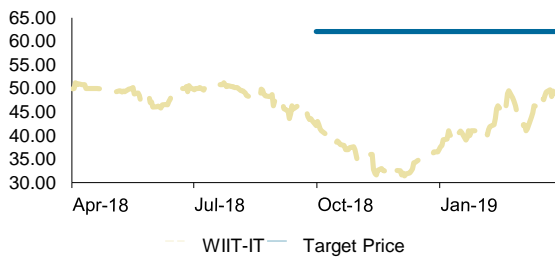


Historical recommendations and target price trend (-1Y)

Date	Rating	TP (EUR)	Mkt Price (EUR)
03-Apr-19	BUY	16.5	13.6
13-Nov-18	BUY	17.3	12.0
07-Aug-18	ADD	17.9	15.8
18-Apr-18	ADD	18.0	15.2

**WiiT**

Target price and market price trend (-1Y)

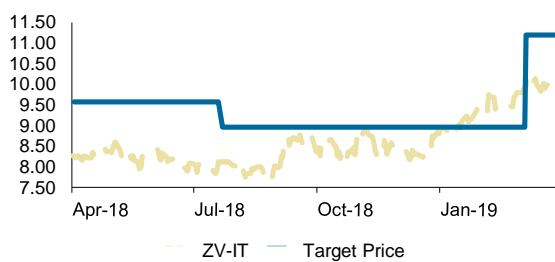


Historical recommendations and target price trend (-1Y)

Date	Rating	TP (EUR)	Mkt Price (EUR)
08-Oct-18	BUY	62.1	42.1

**Zignago Vetro**

Target price and market price trend (-1Y)



Historical recommendations and target price trend (-1Y)

Date	Rating	TP (EUR)	Mkt Price (EUR)
14-Mar-19	ADD	11.2	10.0
30-Jul-18	ADD	9.0	8.1